

Northern WIA REGIONAL REVIEW



NMDWS-ER&A
Vol. 01 No. 01
September 8, 2009

Northern WIA Highlights

New solar plant, ARRA funding, and new dealership

Raton Area, Colfax County:

First Solar is planning to build a large solar plant between Cimarron and Springer. According to the company's management, the plant will remove 45,000 tons of CO2 emissions from the air and be water efficient as well. The plant will be able to generate 60,000 watts of electricity. The 250-acre plant will bring about 200 construction jobs to the county initially. Once completed, the operation will require only two full-time line employees. The new plant scheduled to be on-line until mid-2010.

Los Alamos Area, Los Alamos County:

The **American Recovery and Reinvestment Act** is providing Los Alamos National Laboratory with \$212 million for environmental cleanup activities. The funds will

assist environmental compliance efforts and the cleanup of Cold War-era buildings slated for demolition. More than 20 unused buildings and structures in the laboratory's Technical Area 21 are slated for demolition, including a former plutonium research and processing facility that is now unoccupied. The funds will also finance the cleanup of LANL's first waste disposal pits that were used from 1944 to 1948. The work is expected to save or create about 200 jobs.

Espanola Area, Rio Arriba County:

Bealls Department Store is currently searching for a new location in Espanola along Riverside Drive. The national chain was informed 18 months ago it would need to leave its location in a Santa Clara Pueblo-owned mini-mall off of Riverside Drive. The local store closed July 25.

Santa Fe Area, Santa Fe County:

Santa Fe's **Pitre Hyundai Mitsubishi** dealership at 1955 St. Michael's Drive has closed. The Mitsubishi side of the dealership has gone out of business, and the Hyundai line has been taken over by Garcia Auto Group and moved to the former Cadillac dealership site at 2586 Camino Entrada in Valdes Business Park. About 20 people worked at the Mitsubishi dealership in Santa Fe. The manager of Garcia Hyundai in Santa Fe, Paul Graffis, said he has hired about 12 people to work in the new dealership and expects to expand that number to about 25 people once the operation is up and running.

Economic activity in the Northern WIA is gathered from published articles, government documents, private and public sector news releases, and reports from local NMDWS



Employment Data To Be Released

THE QUARTERLY Census of Employment & Wages (QCEW) unit of the Economic Research & Analysis Bureau will be releasing 1st quarter data within the month. This unit produces a quarterly count of employment and wages by industry at the statewide, WIA region, MSA, and county levels.

The 1st quarter QCEW data will also include 2008 annual data. This employment data will be available under the "Publications" tab at:

www.dws.state.nm.us/dws-lmi.html

Data at the WIA-level will also be available in New Mexico's powerful, user-friendly online labor market information system, **LASER**, at:

<http://laser.state.nm.us>

QUICK FACTS

NATIONAL	NEW MEXICO	NORTHERN WIA
UNEMPLOYMENT RATE ¹9.7%	UNEMPLOYMENT RATE7.5%	UNEMPLOYMENT RATE7.3%
INITIAL UI CLAIMS ²40.4%	INITIAL UI CLAIMS ³43.4%	INITIAL UI CLAIMS60.5%
CONTINUED UI CLAIMS94.0%	CONTINUED UI CLAIMS124.3%	CONTINUED UI CLAIMS109.8%

¹ Figures are not seasonally adjusted.

² Unemployment claims data is over-the-year percentage change.

³ State and WIA counts represent regular UI claims without earnings for the week that included the twelfth of the month and exclude claims without a valid industry code.

National data source: U.S. Department of Labor, Employment & Training Administration

State and WIA data source: New Mexico Department of Workforce Solutions, Economic Research & Analysis Bureau, Program to Measure Insured Unemployed Statistics (PROMIS) database.

Unemployment

THE UNEMPLOYMENT rate, not seasonally adjusted, for the Northern WIA region was 7.3 percent, up from 7.1 percent in June. The highest unemployment rate in the Northern WIA region was Mora County (11.7 percent), and the lowest rate was in Los Alamos County (3.3 percent).

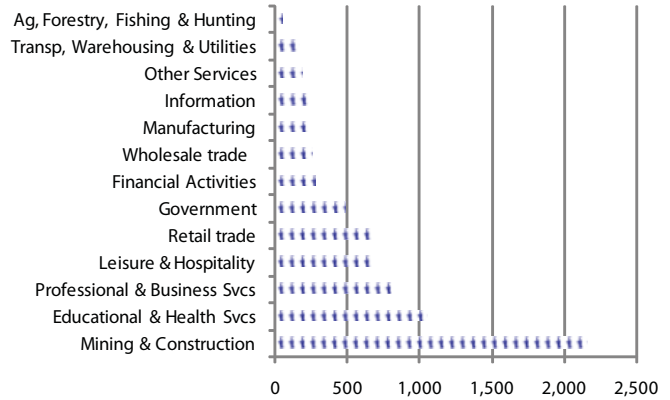
The total number of initial claims for the WIA region was 2,260, a 61 percent increase from the total number in July 2008. Continued claims have more than doubled since last

year, rising to 7,602 as compared to 3,624 last July.

Continued claim counts were highest in the mining & construction grouping, with over 1,400 more claims than last July. Claims in the professional & business services, leisure & hospitality, educational & health services, and retail trade industries constituted nearly 30 percent of total continued claims this month.

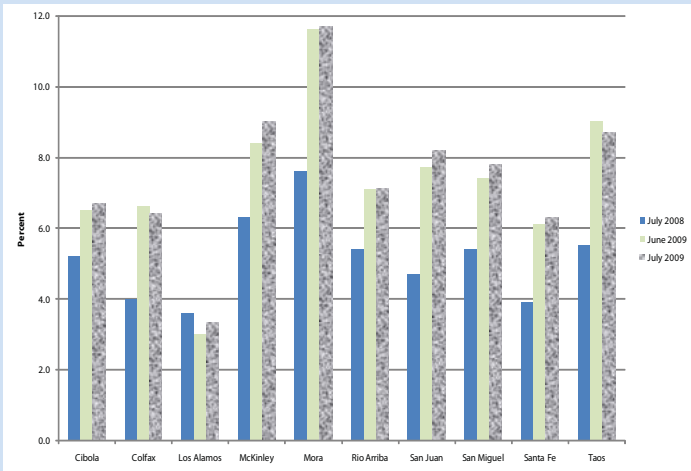
CONTINUED CLAIMANTS BY SELECTED INDUSTRIES

July 2009



Note: Counts represent regular UI claims without earnings for the week that included the twelfth of the month and exclude claims without a valid industry code.
Source: New Mexico Department of Workforce Solutions, Economic Research & Analysis Bureau, Program to Measure Insured Unemployed Statistics (PROMIS) database.

UNEMPLOYMENT RATE BY COUNTY



Note: Figures not seasonally adjusted.
Source: New Mexico Department of Workforce Solutions, Economic Research & Analysis Bureau, LAUS Unit in conjunction with the U.S. Bureau of Labor Statistics.

Quick Reference Wage Information Sheets


WAGE INFO sheets are now available online for the Northern WIA region. NMDWS ER&A Bureau produces these pamphlets to serve the needs of the people in the WIA region and to help job seekers, businesses, and those looking for general wage information in northern New Mexico.

and the wage range that about half the workers in that occupation earn.

The wage sheets are available online under the "Wages" tab at:

www.dws.state.nm.us/dws-lmi.html

The wage data is presented by major occupational group from ranging from computer occupations to construction & extraction occupations. The data includes starting wages



WIA LABOR FORCE

Civilian Labor Force

.....250,789

Employment

.....232,493

Unemployment

..... 18,296

Unemployment Rate

..... 7.3%



OCCUPATIONAL SHORTAGES & SURPLUSES

Shortages		Surpluses	
Assemblers & Fabricators		Administrative Services Mngrs	
Cement Masons & Concte Finishers		Bkkeeping, Accting & Auditing Clrks	
Electricians		Cashiers	
FarmWrks & Laborers		Combined Food Prep & Serving Wrks	
Financial Specialists		Computer & Info Systems Mngrs	
Internists		Construction Carpenters	
Production Wrks		Construction Laborers	
Social Wrks		Customer Service Representatives	
Structural Iron & Steel Wrks		Exec Secretaries & Admin Assistants	
		1st-Line Sup/Mngrs of Retail Sales	
Statewide Occupational Rollover Statistics			
Cashiers	Helpers--Production Wrks	Nursing Aides, Orderlies & Attendants	Sales Representatives
Computer Support Specialists	Janitors & Cleaners	Office Clerks	Security Guards
Customer Service Representatives	Laborers & Freight, Stock & Material Movers	Personal & Home Care Aides	Truck Drivers, Heavy & Tractor-Trailer
Electricians	Maids & Housekeeping Cleaners	Retail Salespersons	

Notes: Based on posted job orders & resumes entered in the NM Workforce Connection System by occupation in the last 30 days (August 24, 2009). Occupational Rollover Statistics is an indicator of occupational activity with both numerous job orders and resumes in NM Workforce Connection.
Source: New Mexico Department of Workforce Solutions, Economic Research & Analysis Bureau.